

Torggler

Silicone Sealant

ACETIC

STANDARD

Acetic curing silicone sealant with anti-mould agent for sanitary use and facades.

- Fast curing
- High adhesion
- High resistant to UV-rays
- 6 colours

FEATURES

Silicone Acetic Standard is suitable for most substrates commonly found in construction sites. It hardens very rapidly and is exceptionally resistant to UV rays and atmospheric agents. The presence of an antimicrobial agent and an algae inhibitor in the formulation makes it suitable for sanitary environments too: the product is resistant to boiling water and washing with chemically-aggressive detergents, thus contributing to surface hygiene. Its excellent adhesive and high elasticity properties, make it suitable for outdoor use as well as a suitable sealant for the perimetral connection joints between the window and wall. Due to its low elastic modulus product can be used also for joints of facade elements. It has excellent adhesion even without Primer Silicon on glass, stoneware or glazed surfaces and has good adhesion to the majority of non-porous substrates. Acetic Standard is classified F-EXT/INT-CC in compliance with EN 15651-1, and XS type in compliance with EN 15651-3.

APPLICATION RANGE

The very fast curing and high elastic modulus make Acetic Standard suitable for sealing and static of gluing glass in different applications: windows, glass panels, reinforced concrete and glass tiles, structural glazing, decorative items, solar panels, bathroom fittings (tub, shower box, washbasin). It is also suitable for the elastic sealing of window perimeter joints. It can also be used for domestic appliances. It is unsuitable for porous or alkaline surfaces such as marble, concrete, asbestos cement or mortar because the acetic acid could attack them during the vulcanisation. The contact with metals such as copper, zinc, lead or brass leads to their corrosion.



IN COMPLIANCE WITH

F-EXT/INT-CC

EN 15651-1

IN COMPLIANCE WITH

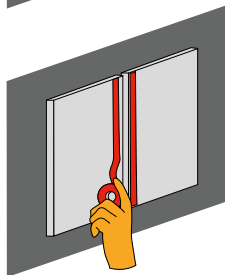
XS

EN 15651-3

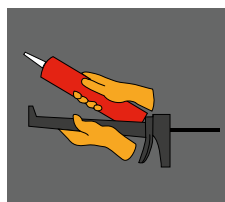
INSTRUCTIONS FOR USE



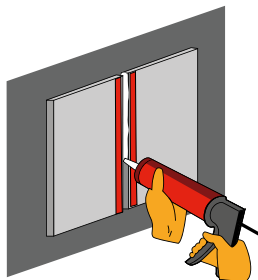
- 1.**
The sides of the joint must be clean, free of grease of any kind and dry. With porous substrates it is recommended first to treat with Silicon Primer. In case of deep expansion joints it is better to plug with rigid shaped foam elements before sealing.



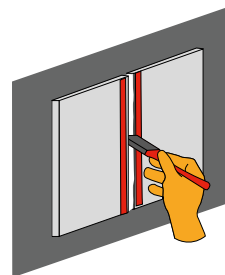
- 2.**
Apply adhesive tape along the sides of the joint.



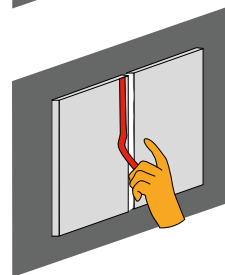
- 3.**
Insert the cartridge in the application gun, open it, screw on the spout and cut off the tip to obtain a sufficient opening.



- 4.**
Extrude an abundant quantity of sealant.



- 5.**
Smooth off with a damp paint scraper within 5 minutes of application, exerting enough pressure to remove any air bubbles.



- 6.**
Remove the adhesive tape.

SIZING OF THE JOINT

Minimum width = 6 mm.

For joint widths of less than 10 mm, the depth must be equal to the width of the joint and in any case not less than 6 mm.

For joint widths between 10 mm and 20 mm the depth must be at least 10 mm. For widths larger than 20 mm the depth must be at least half of the width.

CLEANING OF TOOLS

While the sealant is in the plastic state use solvents; following setting clean only mechanically.

TECHNICAL SPECIFICATIONS

PARAMETER	TEST METHOD	VALUE
Density:	ISO 1183-1	1,00 g/ml
Application temperature:		from +5 °C to +40 °C
Skin-over time:	MIT 33*	20 minutes
Hardening rate from the outside to the inside at 23 °C	MT 32*	2 mm in 24 h
Operating temperature:		from -30 °C to +150 °C
Surface hardness:	ISO 868	Shore A: max = 25 / 15'' = 15
Volume variation:	EN ISO 10563	14%
Creep resistance:	EN ISO 7390	0,0 mm
Elongation at break:	DIN 53504 -Punch S3	1100%
Tensile strength at break:	DIN 53504 - Punch S3	1,1 N/mm ²
Modulus of elasticity at 100%:	DIN 53504 - Punch S3	0,3 N/mm ²
Stretching to breaking point:	EN ISO 8339/A - G/Al	90%
Tensile strength at break:	EN ISO 8339/A - G/Al	0,4 N/mm ²
Modulus of elasticity at 60%:	EN ISO 8339/A - G/Al	0,3 N/mm ²
Elastic recovery:	EN ISO 7389/B - G/Al	> 95%
Maximum operating elongation:	ISO 11600	20%
Resistance to acid:		Excellent
Resistance to bases:		Excellent
Odour after skin-over:		None

* Torggler Internal Methods (MIT) are available on request.

JOINT WIDTH X DEPTH (MM)	COVERAGE GUIDE TABLE	
	QUANTITY USED PER LINEAR METRE	LINEAR METRES COVERED WITH ONE CARTRIDGE
6x6	36 ml	7,78
8x8	64 ml	4,34
10x10	100 ml	2,8
15x10	150 ml	1,87
20x10	200 ml	1,4







STORAGE

Acetic Standard must be stored in a cool, dry place. Stored in these conditions the product will keep for at least 12 months. Partly used cartridges can be stored for approx. 3 months provided they are tightly closed.

PACKAGING

280 ml cartridge

COLOUR RANGE

-  Transparent
-  White
-  Black
-  Tobacco
-  Grey
-  Ivory RAL 1013



Torggler Chimica S.p.A., Via Verande 1/A – 39012 Merano (BZ)

18

DoP n° 091/18

NB n° 1213

EN 15651-2:2012 / EN 15651-3:2012

Silicone Acetic Standard: Sealant for facade for interior and exterior application
(intended for use in cold climates); Sealant for joints for application in sanitary areas
EN 15651-1: F-EXT/INT-CC

EN 15651-3: XS

Conditioning: ISO 8339/A

Substrate: G_{up}, Al_{up}

Reacton to fire	F	
Release of dangerous substances	NPD	
Water tightness and air tightness	Resistance to flow	≤ 3 mm
	Loss of volume	≤ 30 %
	Tensile properties at maintained extension after immersion in water at 23 °C	NF
	Tensile properties at maintained extension at -30 °C	NF
	Tensile properties (secant tensile modulus at -30 °C)	≤ 0,9 N/mm ²
Microbiological growth	1	
Durability	Passed	

CERTIFICATIONS

The declarations of performance (DoP) are available on request.

LEGENDA FOR CLASSIFICATION ACCORDING TO EN 15651

F	Sealant for non-structural joints for the building trade, on facades. (F = facade elements)
INT	Sealant for internal use only.
EXT-INT	Sealant for internal and external use.
CC	Sealant tested for cold climates. (CC = cold climate - testing done at -30 °C)
G	Sealant for non-structural joints on glazing and door and window frames. (G = glazing)
S	Sealant for non-structural joints in bathroom installations. (S = sanitary joints)
XS	Sealant for joints in bathroom installations with improved performance.
PW	Sealant for non-structural joints on pedestrian walkways. (PW = pedestrian walkways)

To the best of our knowledge the information given in this document is true and accurate. However, since we have no direct control over the actual conditions of use, our recommendations and suggestions are provided as a guide only and do not constitute a guarantee. If you have any doubts we recommend that you test the product before use or contact our specialists for further advice. Torggler Chimica S.p.A. reserves the right to change, substitute or delete items or otherwise make variations to the product data in this document without prior notice. It is possible therefore that the information given in this document is no longer valid. This document substitutes the previous version. Version 09.2018